

## Newnham St Peter's Weekly To Do List KS1



Year Group: 1

Week Commencing: Monday, 4<sup>th</sup> May 2020

### Daily Must Dos:

	<u>Maths</u>	<u>Reading</u>	<u>Phonics</u>
<b>Monday</b>	Practise your number knowledge on NumBots. (5 minutes)	We are using Oxford Owl to support your reading. <a href="https://www.oxfordowl.co.uk/?sellLanguage=en&amp;mode=hub">https://www.oxfordowl.co.uk/?sellLanguage=en&amp;mode=hub</a> You will have been sent your class login on a previous email.	Watch the daily set 3 sound on <a href="https://www.youtube.com/channel/UCo7fbLgY2oA_cFCIg9GdxtQ">https://www.youtube.com/channel/UCo7fbLgY2oA_cFCIg9GdxtQ</a>  <b>10.30 am-</b> Speed sounds and word time <b>10.45 am-</b> Spelling  1. Write down 10 words containing this sound in your English home learning book. 2. Put the sound buttons underneath the words. 3. Write four sentences that include words with the sound that you have just learnt. You may want to underline these words or write them in a different colour.
	Find the difference between 2 numbers	Please read the book that is the same colour band as the books you are currently reading.  <b>Blue Band-</b> At the seaside <b>Yellow Band-</b> What can baby do? <b>Pink Band-</b> High on a hill <b>Purple Band-</b> Stop <b>Green Band-</b> Skateboard Sid	
<b>Tuesday</b>	Complete workout G in the CanDo Maths book.	Please continue to use the three-day cycle like you do with the Read, Write, Inc books that are sent home  <b>Every day-</b> Speed Sounds, green words, red words, speed sounds. <b>Day 1-</b> Look at and discuss the title, vocabulary check and read the book. <b>Day 2-</b> Play jump in. A grown up reads the book and misses out words. You need to fill in the missing words and then read the book. <b>Day 3-</b> A grown up reads the book to you and then complete the 'Questions to talk about'. If your book has a 'Questions to answer' section then you will need to answer these by writing down your answer.	Monday- o-e Tuesday- u-e Wednesday- aw Thursday- are Friday- Bank Holiday
	Know and use the days of the week		
<b>Wednesday</b>	Practise your number knowledge on NumBots. (5 minutes)	Please continue to use the three-day cycle like you do with the Read, Write, Inc books that are sent home  <b>Every day-</b> Speed Sounds, green words, red words, speed sounds. <b>Day 1-</b> Look at and discuss the title, vocabulary check and read the book. <b>Day 2-</b> Play jump in. A grown up reads the book and misses out words. You need to fill in the missing words and then read the book. <b>Day 3-</b> A grown up reads the book to you and then complete the 'Questions to talk about'. If your book has a 'Questions to answer' section then you will need to answer these by writing down your answer.	Monday- o-e Tuesday- u-e Wednesday- aw Thursday- are Friday- Bank Holiday
	Know and use the Months of the year		
<b>Thursday</b>	Complete workout H in the CanDo Maths book.	Please continue to use the three-day cycle like you do with the Read, Write, Inc books that are sent home  <b>Every day-</b> Speed Sounds, green words, red words, speed sounds. <b>Day 1-</b> Look at and discuss the title, vocabulary check and read the book. <b>Day 2-</b> Play jump in. A grown up reads the book and misses out words. You need to fill in the missing words and then read the book. <b>Day 3-</b> A grown up reads the book to you and then complete the 'Questions to talk about'. If your book has a 'Questions to answer' section then you will need to answer these by writing down your answer.	Monday- o-e Tuesday- u-e Wednesday- aw Thursday- are Friday- Bank Holiday
	Recognise and use language relating to dates		
<b>Friday</b>	Bank Holiday	For the other two days, please choose a book of your choice from home to read with a grown up. Ask them to ask you some questions about what you have read.	

### Weekly Must Dos:

<u>Grammar</u>	<u>Exciting Writing</u>	<u>Maths Problem Solving</u>
<p>Using capital letters for days of the week.</p> <p>Use the power point on the class web page and then complete the activity at the end.</p> <p>Think carefully about the punctuation in your sentences. Remember to use capital letters, finger spaces and full stops.</p>	<p>Write some sentences about the picture below. Remember to include capital letters, finger spaces and full stops. You may try to include adjectives to describe the noun and the conjunction 'and' to link two adjectives together.</p> 	<p>Noah saw 12 legs walk by into the ark. How many creatures could he have seen?</p> <p>How many different answers can you find? Can you explain how you found out these answers?</p> 

### Daily Exercise Ideas:

Follow a mindfulness routine at <a href="http://www.gonoodle.com">www.gonoodle.com</a>	Complete a daily P.E lesson with Joe Wicks on You Tube.	Go for a walk with your family around your home village. How many rainbows can you spot?
How many times can you throw and catch a ball without dropping it?	Complete a Cosmic Yoga routine on You Tube.	How long can you balance on one leg for? Now try the other leg. Which leg did you last for longest on?

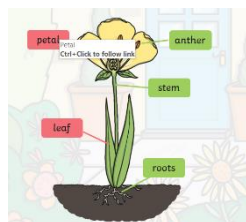
### Suggested educational T.V programmes:

- Number blocks 6.55 am and 1.15pm
- Alpha blocks 1.05pm Cbeebies
- Grace's amazing machines 3.00pm
- Andy's Safari Adventures 4.05pm
- Maddie's Do You Know? 4.20pm

Weekly Pick and Mix (Please complete all or some of these):

For Science, I would like you to think about the functions of the different parts of a plant. Start off by naming the parts and then use the power point 'Functions of the parts of plants' to help you learn about what each part does.

Once you have done this, I would like you to create a colourful poster to show what you have learnt.



For Computing, I would like you to explore the website Think U Know <https://www.thinkuknow.co.uk/> Read the information with an adult and talk about why it is important to be safe when using the internet and how you can use the internet safely.




At the beginning of the year in Art, we learnt about primary colours, secondary colours and tints. I would like you to look at the power point 'All about Kandinsky' to learn about who Wassily Kandinsky was. I would then like you to create your own Kandinsky inspired painting or colouring.




For Geography, I would like you to think about how the weather impacts on your lives. Explore the power point 'How does the weather affect us?' <https://www.twinkl.co.uk/resource/tp-g-010-planit-geography-year-1-wonderful-weather-lesson-2-how-does-the-weather-affect-us-lesson-pack>

Create a book with a page for each type of weather to explain how the weather affects you. You may think about how it makes you feel, what clothing you wear, what you do and how you travel.



For Design and Technology, I would like you to have a go at sewing. I would like you to try using a running stitch. You can watch this video to help you <https://www.youtube.com/watch?v=i1-B01FB56s> You will need some scraps of material, a needle and some thread. Don't forget that you need to be very careful using a needle because it has a sharp end.



In History, we are going to be learning about the Great Fire of London. Before we start learning about this, I would like you to think about what fire brigades are like now compared to the past. Explore what fire brigades used to be like in the past using the power point 'Firefighters then and now'.

Write down what the main differences are in what fire brigades used to be like and what they are like now.



In PSHE this year, we have thought about how to be a kind friend. I would like you to write a letter to a friend telling them what you have been learning about and doing during your time at home. If you email them to me, I will pass them on for you.

For P.E, I would like you to practise different exercises. Look at the exercise cards on the website for example: jogging on the spot, leg raises and high knees. First, try each of the exercises and then make up your own exercise routine for example: jog on the spot for 2 minutes, high knees for 3 minutes, 10 leg raises. Ask some of your family to complete your routine.

As part of our RE work and a step towards gaining our 'Gloucestershire REaction Award' we had planned to enter the Spirited Arts Competition hosted by NATRE, during the summer term. Even though we aren't currently in school, we would still like to enter the competition with work that our pupils have completed at home. We will host our own whole-school competition and the 10 winning school entries will be entered into the NATRE Spirited Arts competition.

You can find all the details here: <https://www.natre.org.uk/about-natre/projects/spirited-arts/spirited-arts-2020/>

The theme we have decided to use for our competition is '**God's Good Earth**'.

Please email a photo of your art work based on the theme 'God's Good Earth' (details in the link above) to your child's class teacher by 3pm on **Monday 18th May 2020**. You must also **include a short write-up** about your art work (an adult can type up what you say).

We can't wait to see your ideas!

The grid above can be completed this week. However, should some of these tasks not be completed, they can be carried over to the following weeks.

If you need further challenges/ideas to keep you busy, please take a look at the website list that we have provided. This can be found on the school website under Newsletters/Useful Websites.

Please send a weekly email to your child's teacher to let them know how you are getting on. We would love to hear about all of your hard work. You can send us photos or written work. Please encourage your child to write their own email or help you to write one. You can also email us with any questions you may have. Please be aware of the pressures on staff; we all have families to care for and may not be able to respond immediately.

Thank you for your ongoing support.

Miss Matthews

[gmatthews@newnham-st-peter.gloucs.sch.uk](mailto:gmatthews@newnham-st-peter.gloucs.sch.uk)