

## Newnham St Peter's Weekly To Do List

Year Group: 2

Week Commencing: Monday 20<sup>th</sup> April 2020

Daily Must-Dos:


	<u>Maths</u>	<u>Reading</u>			<u>Writing</u>	
	Please use the Power Points on Limes 2 class page.	<b>Pink Band</b> The Big Match	<b>Orange Band</b> Jam Tarts	<b>Yellow Band</b> No Way!	Grey Band Nancy Roman's Space Telescope	Grey Band + Minibeast Poems – Please answer comprehension questions below
<b>Monday</b>	Practise your multiplication skills on TT Rock Stars (5 minutes)	<b>Day 1-</b> Read the book I have chosen for you on OxfordOwl to an adult or older sibling. Please make sure you read the speed sounds and the green and red words.			Look at the PP called, ' <i>How to write a letter.</i> ' When you have completed the sorting activity on slides 5 – 10, answer the following questions. 1. What are the different types of letters called? 2. What words might you finish your letter with when writing to someone you know? 3. On what date did Daisy write her letter to Santa?	
	Lesson 1 - Draw the hands on a clock to show 5-minute intervals past the hour on an analogue clock.					
<b>Tuesday</b>	Practise your number skills on NumBots (5 minutes)	Read the 'Y2 Formal Letter Writing: Hospital Letter' comprehension sheet.			Answer the 'Y2 Formal Letter Writing: Hospital Letter' comprehension questions.	
	Lesson 2 - Tell the time to 5-minute intervals to the hour on an analogue clock.					
<b>Wednesday</b>	Practise your multiplication skills on TT Rock Stars (5 minutes)	<b>Day 2-</b> Play jump in: Ask an adult or older sibling to read the book I have chosen for you. Ask them to read a few sentences/words and then stop. When they stop, tell them what the next word is.			For today's writing challenge, follow the instructions on slide 11 of the PP called, ' <i>How to write a letter.</i> ' <i>Remember to:</i> <ul style="list-style-type: none"> <li>• Write your address</li> <li>• Write the address of the person receiving the letter</li> <li>• Write the date</li> </ul>	
	Lesson 3 - Draw the hands on a clock to show 5-minute intervals to the hour on an analogue clock.					
<b>Thursday</b>	Practise your number skills on NumBots (5 minutes)	<b>Day 3-</b> Comprehension: Read the book and then write the answers to the questions found at the back of the book. Remember to form the answers into whole sentences e.g. Why did Jimmy jump onto the log? <i>Jimmy jumped onto the log because...</i>			Write a postcard or informal letter to someone in Year 2. When you have written your letter or postcard, email it to me and I will pass it on to your friend. Alternatively, you can walk to the post box and post it. Use the informal letter and postcard templates or create a letter/postcard of your own.	
	Lesson 4 - Order or sequence intervals of time, including the fact that there are 24 hours in one day.					
<b>Friday</b>	Practise your multiplication skills on TT Rock Stars (5 minutes)	Click on the link below to play ' <i>Tricky Word Trucks</i> ' <a href="https://new.phonicsplay.co.uk/">https://new.phonicsplay.co.uk/</a> Username: march20 Password: home Alternatively, read the Year 1 and Year 2 Common Exception Words using the list on the class page.			Choose 5 Common Exception Words that you are learning to spell. Write a sentence for each word.	

Lesson 5 – Time for a silent quiz. You can ask an adult to read the question but please answer it yourself!! Use the document on Limes 2 class page.

Can I please encourage you to watch the Ruth Miskin Training-Read Write Inc Set 3 phonics lessons? They are aired daily at 10:30am on You Tube.

[https://www.youtube.com/channel/UCo7fbLgY2oA\\_cFCI9GdxtQ](https://www.youtube.com/channel/UCo7fbLgY2oA_cFCI9GdxtQ)

### Weekly Must Do's

Spelling & Grammar	Exciting Writing	Maths Problem Solving																				
<p><b>Alternative spellings for igh (y)</b> Watch - Alternative spelling for igh <a href="https://www.youtube.com/watch?v=2BCyvxzdWxE">https://www.youtube.com/watch?v=2BCyvxzdWxE</a> Then write the sentence – I spy a green fly in the sky.</p> <p><b>Alternative spellings for ee (ey)</b> Watch - Phonics: The 'ea, ey' spelling <a href="https://www.youtube.com/watch?v=nFGBY8uDnjl">https://www.youtube.com/watch?v=nFGBY8uDnjl</a> Then write the sentence – The monkey is on the chimney.</p> <p><b>Alternative pronunciation for ey (ay)</b> Watch - Ai Ay Phonics Digraph Song <a href="https://www.youtube.com/watch?v=V5rSw9mATGo">https://www.youtube.com/watch?v=V5rSw9mATGo</a> Write the sentence – They must obey the rules.</p> <p><b>Alternative pronunciation for ai (ea)</b> Write the questions: Did you break the cup? Did you have a great day at the races? What did you have for tea? Was it a steak or a burger?</p> <p><b>Spelling Homophones</b> Watch - Nesy Spelling Strategy: Homophones <a href="https://www.youtube.com/watch?v=Jw4ljeGPaz0">https://www.youtube.com/watch?v=Jw4ljeGPaz0</a> Write the sentence – A sailor went to sea to see what he could see.</p>	 <p>Now it's time for you to show me just how fab your writing is 😊 Look at this picture of The Jolly Postman and then write at least six sentences. Say each sentence out loud before you write it. Remember - a sentence is not a sentence unless it has capital letters, finger spaces and a full stop. Don't forget to use adjectives to describe the nouns.</p>	<p><b>Take away Routes</b> Start at the bottom left hand corner of the grid with 100. Move across or up or down and subtract the number you land on each time. Find 2 routes that mean you end up with zero at the top right hand corner.</p> <table border="1" data-bbox="1630 751 1982 1027"> <tr> <td></td> <td></td> <td></td> <td style="text-align: right;">Finish with 0</td> </tr> <tr> <td>8</td> <td>24</td> <td>19</td> <td>10</td> </tr> <tr> <td>11</td> <td>12</td> <td>9</td> <td>12</td> </tr> <tr> <td>16</td> <td>22</td> <td>7</td> <td>8</td> </tr> <tr> <td>12</td> <td>19</td> <td>32</td> <td>16</td> </tr> </table> <p>Start with 100</p>				Finish with 0	8	24	19	10	11	12	9	12	16	22	7	8	12	19	32	16
			Finish with 0																			
8	24	19	10																			
11	12	9	12																			
16	22	7	8																			
12	19	32	16																			


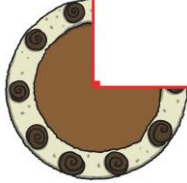


### Suggested educational T.V programmes:

- Number blocks (CBeebies 7am and 1.15pm)
- Maddie's Do You Know? (CBeebies 4.20pm)

### Daily Exercise Ideas:

*Follow a mindfulness routine at <a href="http://www.gonoodle.com">www.gonoodle.com</a>	*Complete a daily P.E lesson with Joe Wicks on youtube	Design an exercise circuit that involves the following: Star jumps, bunny hops and jumping backwards.
Sing and dance along to the 'Just Dance Kids - Old MacDonald Had A Farm' video. <a href="https://www.youtube.com/watch?v=nBljRY3ad_U">https://www.youtube.com/watch?v=nBljRY3ad_U</a>	How many star jumps can you do in 1 minute? Ask someone to time you!	Click on the link below to learn the 2 times table with Bridget the Lioness. <a href="https://www.bbc.co.uk/teach/super movers/ks1-maths-the-2-times-table-with-bridget-the-lioness/zrrx92p">https://www.bbc.co.uk/teach/super movers/ks1-maths-the-2-times-table-with-bridget-the-lioness/zrrx92p</a>

### Weekly Pick and Mix (Please complete all or some of these):

<p>Each week I will recommend a storybook for you to read. This week's story is – The Jolly Postman Don't worry if you don't have the book at home. You can listen to it by clicking on the link below. <a href="https://www.youtube.com/watch?v=CeTTqQoJ2Gw">https://www.youtube.com/watch?v=CeTTqQoJ2Gw</a></p> 	<p>Follow the clues below to identify a 2D shape.</p> <ol style="list-style-type: none"> <li>1. Forward 4 steps</li> <li>2. Turn right 90</li> <li>3. Forward 2 steps</li> <li>4. Turn right 90</li> <li>5. Forward 1 step</li> <li>6. Turn left 90</li> <li>7. Forward 2 steps</li> <li>8. Turn right 90</li> <li>9. Forward 3 steps</li> <li>10. Turn right 90</li> <li>11. Forward 4 steps</li> </ol> 	<p>Ask an adult to click on the link below to access the ScratchJr website. <a href="https://www.scratchjr.org/teach/activities">https://www.scratchjr.org/teach/activities</a> Watch the introduction video and then have fun! You can also download the free ScratchJr app. Start on the garden level and program the Bee-Bot to get to the flowers.</p> 
<p>See if you can find the common exception words hidden in the wordsearch.</p>	<p>Learn the poem 'Friends' and then recite it by heart using the internet to someone who you are not able to see.</p>	<p>Measure the length of your garden using:</p> <ul style="list-style-type: none"> <li>• Your feet</li> <li>• A cardboard tube</li> <li>• A rolling pin</li> </ul>
<p>Go on a scavenger hunt. See if you can find:</p> <ul style="list-style-type: none"> <li>• 1 item made of wood</li> <li>• 2 items made of cardboard</li> <li>• 3 items made of paper</li> <li>• 4 items made of metal</li> <li>• 5 items made of plastic</li> </ul>	<p>This week I would like you to become a recycling superstar. Collect all of the cardboard boxes your family use this week. Then on Friday use them to make a 3D model. Please send me a photo of your model so that I can put it on our class page.</p> 	<p>Follow this algorithm.</p> <ol style="list-style-type: none"> <li>1. Go onto Limes 2 class page and download the DK Children's Illustrated Dictionary.</li> <li>2. Find the meaning of the following words: <ul style="list-style-type: none"> <li>• banner</li> <li>• carton</li> <li>• web</li> </ul> </li> </ol>

The grid above can be completed this week. However, should some of these tasks not be completed, they can be carried over to the following weeks.

If you need further challenges/ideas to keep you busy, please take a look at the website list that we have provided. This can be found on the school website under Newsletters/Useful Websites.

In school, we use a Golden Nugget reward system which results in each class earning a reward once 30 nuggets have been earned. It would be a good idea for you to mirror this system but feel free to amend it in a way that suits you and your child e.g your child could earn 20 marbles over a week to earn a treat of their choosing.

Please send a weekly email to your child's teacher to let them know how you are getting on. We would love to hear about all of your hard work. You can send us photos or written work. Please encourage your child to write their own email or help you to write one. You can also email us with any questions you may have. Please be aware of the pressures on staff; we all have families to care for and may not be able to respond immediately.

[dedwards@newnham-st-peter.gloucs.sch.uk](mailto:dedwards@newnham-st-peter.gloucs.sch.uk)

Thank you for your on-going support

Mrs Edwards. Mrs Penfold and Chloe

#### **Comprehension question for Grey Band + Minibeast Poems**

1. What is the name of the author who wrote the poem found on p6?
2. Who did the wasps of Wasperton steal fruit for?
3. Name six of the animals in the poem called, 'Spider in the Bath.'
4. What does the water boatman see as he darts by?
5. Which adjectives does the author use to describe the blue bottle?