



Alders (Year 6) Home Learning Spring 1 (Term 3) 2021

Mrs Allen, Mrs Robinson, Miss Penfold and Mrs Pearson

Reading:

It is important to read every day where possible. If you are currently reading a book and you have access to it at home, then please continue to read your chosen book. If you need to access more reading books, then you can use the link <https://www.oxfordowl.co.uk/> and use your log in details to access an e-book that interests you. There is a selection of fiction and non-fiction books in your age category. You may choose to read the book or listen to it using the audio option. Your class username and password can be found below.

Username: *alders6*

Password: *Alders6*

Please continue to record any reading that you do in your usual reading record.

If you find that you are at home longer, then you could write/ type a book review about one of your chosen books and send it to us or share it with the class when you are back in school.

Writing:

Complete an 'exciting write' description using the following space picture as a stimulus.

Aim to write 2 quality paragraphs. Use your senses to really capture the reader's imagination and interest as well as a variety of sentence starts, sentence structures and conjunctions. We will look forward to reading it!



Spelling:

Practise *reading* the following common exception words from the Year 3 and 4 list as well as the Year 5 and 6 list.

Pick 10 words that you need to revise/ consolidate spelling from the Year 3 and 4 list. Use a dictionary (either one you have at home or an online version) and write the definitions of the words that you have chosen. Try to write some interesting sentences with your chosen words in them. You can either send your sentences to us or show us when you are back in school.

If you are confident with the Year 3 and 4 list, then make your way through the Year 5 and 6 list practising spelling 10 words at a time. Like above, find the definitions of the words and try putting them into interesting sentences to share.

Year 3 and 4 Common Exception Words

Aa	breath	continue	exercise	guard	Kk	naughty	position	recent	Tt
accident	build	Dd	experience	guide	Knowledge	notice	possess	regular	therefore
accidentally	busy	decide	extreme	Hh	Ll	Oo	possession	reign	though
actual	business	describe	Ff	heard	learn	occasion	possible	remember	thought
actually	Cc	different	famous	heart	length	occasionally	potatoes	Ss	through
address	calendar	difficult	favourite	height	library	often	pressure	sentence	Vv
although	caught	disappear	February	history	Mm	opposite	probably	separate	various
answer	centre	Ee	forward	Ii	material	ordinary	promise	special	Ww
appear	century	early	forwards	imagine	medicine	Pp	purpose	straight	weight
arrive	certain	earth	fruit	increase	mention	particular	Qq	strange	woman
Bb	circle	eight	Gg	important	minute	peculiar	quarter	strength	women
believe	complete	eighth	grammar	interest	Nn	perhaps	question	suppose	
bicycle	consider	enough	group	island	natural	popular	Rr	surprise	

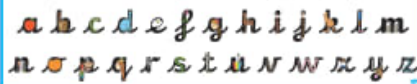

visit [twinkl.com](https://www.twinkl.com)

Years 5 and 6 Common Exception Words

Aa accommodate accompany according achieve aggressive amateur ancient apparent appreciate attached available average awkward	Cc category cemetery committee communicate community competition conscience conscious controversy convenience correspond criticise curiosity	Ee embarrass environment equipment equipped especially exaggerate excellent existence explanation	Hh harass hindrance Ii identity immediate immediately individual interfere interrupt	Nn necessary neighbour nuisance Oo occupy occur opportunity Pp parliament persuade physical prejudice privilege profession programme pronunciation	Rr recognise recommend relevant restaurant rhyme rhythm Ss sacrifice secretary shoulder signature sincere sincerely soldier stomach sufficient suggest symbol system	Tt temperature thorough twelfth Vv variety vegetable vehicle Yy yacht
Bb bargain bruise	Dd definite desperate determined develop dictionary disastrous	Ff familiar foreign forty frequently	Ll language leisure lightning	Mm marvellous mischievous muscle		

 visit [twinkl.com](https://www.twinkl.com)

Handwriting:



During Spring Term 1, you will be revising how to form 'The Curly Caterpillar Family' (with a focus on the letters c, a, d, e, s and g) using continuous cursive handwriting.



Have a go at completing some handwriting sheets either by printing them off or completing the task on lined paper.

* See handwriting resources at the bottom of the grid.

Maths:

Practise your arithmetic skills using the long division method for dividing of a 4-digit number by a 2-digit number. There are 30 calculations to complete below. You can do more if you wish.

- | | | | |
|----------------|-----------------|-----------------|-----------------|
| 1. 3509 ÷ 11 = | 9. 5808 ÷ 12 = | 16. 2525 ÷ 25 = | |
| 2. 4173 ÷ 13 = | 10. 7882 ÷ 14 = | 17. 7155 ÷ 27 = | 25. 6532 ÷ 46 = |
| 3. 6734 ÷ 14 = | 11. 7242 ÷ 17 = | 18. 3570 ÷ 21 = | 26. 2592 ÷ 48 = |
| 4. 7956 ÷ 12 = | 12. 8712 ÷ 18 = | 19. 3828 ÷ 29 = | 27. 4814 ÷ 58 = |
| 5. 8070 ÷ 15 = | 13. 7201 ÷ 19 = | 20. 6344 ÷ 26 = | 28. 4690 ÷ 67 = |
| 6. 6576 ÷ 16 = | 14. 7531 ÷ 17 = | 21. 4160 ÷ 32 = | 29. 6552 ÷ 72 = |
| 7. 8359 ÷ 13 = | 15. 5652 ÷ 18 = | 22. 3885 ÷ 35 = | 30. 7224 ÷ 84 = |
| 8. 7161 ÷ 11 = | | 23. 6194 ÷ 38 = | |
| | | 24. 4690 ÷ 35 = | |

Practise your times table fluency and speed by logging onto your 'Times Table Rockstar's' account.

If you would like to try some maths challenges, then have a go at the following BBC Bitesize Challenges using the link: <https://www.bbc.co.uk/bitesize/articles/ztcsm39>

Science:

In Science, we are learning about the Earth, Sun, and Moon.

Do some research at home about day and night. How does day and night happen? Does every country in the world experience day and night in the same way?

You can present this as an information page, diagrams, power point presentation or another way if you wish.

R.E:

One of our school values is 'Hope'. Can you write a prayer that explores this theme? You could link it to something that has inspired you to have hope, or something else of your choice.

History:

In History, we are learning about 'The Space Race'.

Research this using the internet and books. Write 10 facts that you have found out about 'The Space Race'.

Art:

In Art, we are studying the artist Peter Thorpe and looking at his space pictures. Have a look at the space picture below. Can you create your own Peter Thorpe inspired space picture using any medium that you have available at home?



*Handwriting Resources

Please find the handwriting resources below:



Joining the Letter 'c'

Continue each line using diagonal joins.
Take extra care when joining to an anticlockwise letter.

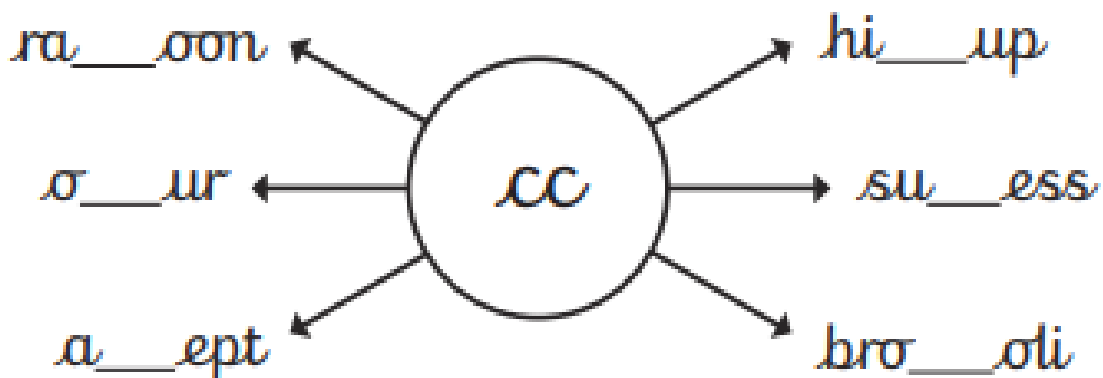
ch

cl

co

ca

Add the letter pattern 'cc' into these words. Make sure you join carefully using your anticlockwise hand movement.



Add 'co' or 'ca' to these words. Make sure that you use your diagonal letter joins to the anticlockwise letters. What words have you created?

vol__no

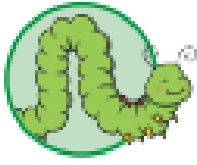
se__nd

co__nut

es__pe

web__m

pop__m



Joining the Letter 'a'

Continue each line using diagonal joins.

Take extra care when joining to an anticlockwise letter.

ay

ai

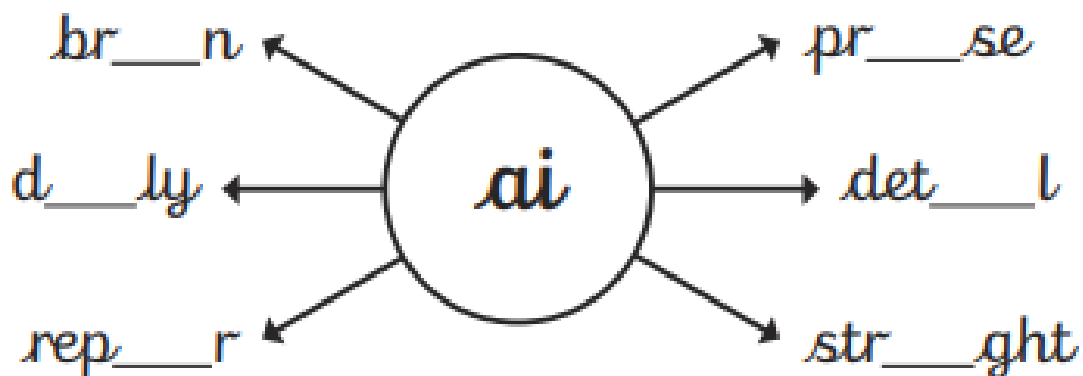
aa

Practise joining the letters in the prefixes 'anti' and 'auto'.

anti

auto

Add the letter pattern 'ai' into these words.



Do these root words need the prefix 'auto' or 'anti' adding to them? Write them in your neatest, joined style. What words have you created?

_____ clockwise

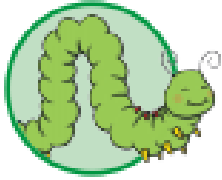
_____ pilot

_____ freeze

_____ social

_____ graph

_____ biography



Positioning the Letter 'd'

Continue the line of each of these letter patterns that contain the letter 'd' and other tall letters (ascenders). Don't forget to add the flicks that will begin to join your letters.

dd

dh

dk

db


Now write the letter 'd' next to the letter 't'. Don't forget that the stick of your 't' shouldn't quite reach the top line.

dt

Can you think of any words that start with a 'd' and also contain another ascender?

Write the words that you think of here:

Three sets of handwriting lines for writing words. Each set consists of a solid top line, a dashed middle line, and a solid bottom line.



Joining the Letter 'e'

ee

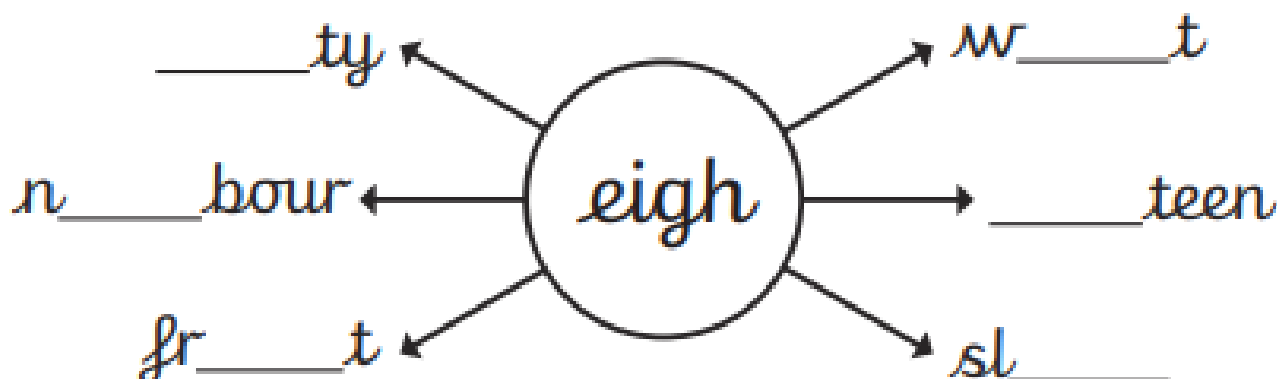
The letter patterns 'ei', 'ey' and 'eigh' can all make a long /a/ sound.
Continue each line using diagonal joins.

ei

ey

eigh

Add the letter pattern 'eigh' into these words. Join the letters carefully.



Add 'ei' or 'ey' to these words to create a long /a/ sound. Make sure that you use your diagonal letter joins. What words have you created?

gr___


r___ndeer

conv___

r___gn

surv___

b___ge



Joining the Letter 'g'

Practise joining from the letter 'g' using descender joins to the next letter. Take extra care when joining to an anticlockwise letter.

gu

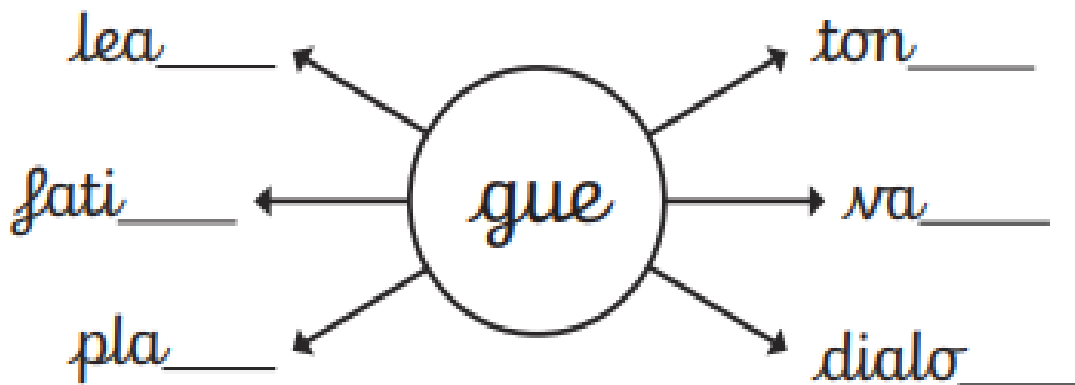
ge

go

ga

gue

Add the 'gue' letter pattern to the end of these words.
Remember to use a descender join from your 'g' to the 'u'.



Add either 'go' or 'ga' to these words. Join your 'g' to the next anticlockwise letter using a descender join. What words have you created?

ille__l


__rdening

for__tten

octa__n

__odbye

a__inst



Joining the Letter 's'

Continue each line using a trickier bottom letter join flick from your 's'. Remember that you are joining to anticlockwise letters so you need to stop your pen/pencil and reverse your hand movement when forming the second letter of each letter pattern.

sc

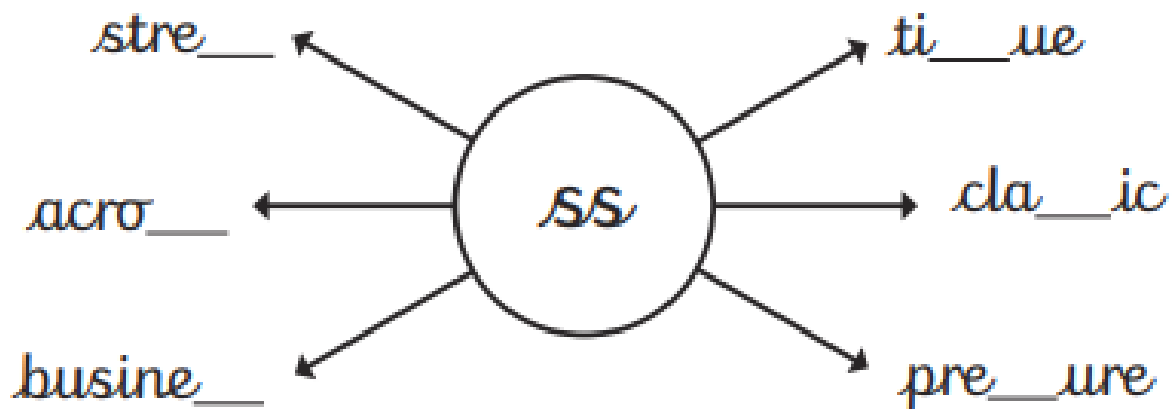
so

su

ss

sq

Add the letter pattern 'ss' into these words.



Do these words need 'sa' or 'so' adding to them?

What words have you created?

__fety

__usage

__crifice

__cial

__ldier

__ftware

