

Willows Home Learning Autumn 2 2020

Spelling:

Learn to read and write six to eight words a day from your year group's spelling list. Here are some ways you may choose to learn them:

Rainbow Words

First, write your spelling words in pencil.
Trace over the words 5 times using a different coloured crayon each time.



Pyramid Writing

Pyramid write your spelling words.
Try to write them neatly!

Example: s
 so
 som
 some



Silly Sentences

Write silly sentences with a spelling word in each sentence. Underline your spelling words.

Example:

My cat wears a yellow hat when she goes dancing.

goes dancing
t wears a yell
it when she g
cing. My cat v
yellow hat wh
goes dancing
t wears a yell
it when she g
cing. My cat v

Foam Letters

Write your spelling words in cream or foam.



Once you have learnt how to spell them, write some sentences using these words and bring it into school when you are able to return to school.

Create a word search containing Y1 and Y2 common exception words for your teacher to complete when you are able to return to school.

Spellings attached.

accident(ally)
actual(ly)
address
answer
appear
arrive
believe
bicycle
breath
breathe
build
busy/business
calendar
caught
centre
century
certain
circle
complete
consider

continue
decide
describe
different
difficult
disappear
early
earth
eight/eighth
enough
exercise
experience
experiment
extreme
famous
favourite
February
forward(s)
fruit
grammar

group
guard
guide
heard
heart
height
history
imagine
increase
important
interest
island
knowledge
learn
length
library
material
medicine
mention
minute

natural
naughty
notice
occasion(ally)
often
opposite
ordinary
particular
peculiar
perhaps
popular
position
possess(ion)
possible
potatoes
pressure
probably
promise
purpose
quarter

question
recent
regular
reign
remember
sentence
separate
special
straight
strange
strength
suppose
surprise
therefore
though/although
thought
through
various
weight
woman/women

the
a
do
to
today
of
said
says
are
were
was
is
his
has
I
you
your

they
be
he
me
she
we
no
go
so
by
my
here
there
where
love
come
some

one
once
ask
friend
school
put
push
pull
full
house
our

door
floor
poor
because
find
kind
mind
behind
child
children
wild
climb
most
only
both
old
cold

gold
hold
told
every
great
break
steak
pretty
beautiful
after
fast
last
past
father
class
grass
pass

plant
path
bath
hour
move
prove
improve
sure
sugar
eye
could
should
would
who
whole
any
many

clothes
busy
people
water
again
half
money
Mr
Mrs
parents
Christmas
everybody
even

Physical Education

Keep active by revisiting Joe Wicks on YouTube or performing a dance routine from Just Dance (via YouTube).

Create a football-based relay race for you and your family to compete in.

Research dish and arch shapes in gymnastics. Can you turn from one to another without dropping your legs? How many can you complete in one minute?

Reading:

Please continue to read your reading book that you have been given from school. If you finish this, please use the resources on Oxford Owl reading to supplement your reading materials. <https://www.oxfordowl.co.uk/>

Writing:

Write a story based on this picture. Remember to use a range of punctuation, adverbials of time and similes.



Handwriting:

Please continue to practise your Ladder Letters. Remember to warm up your body, hands and fingers before writing. Make sure you are sat comfortably with both feet on the floor. Take your time and focus on the size and formation of each letter. Worksheets attached.

Maths:

<https://play.ttrockstars.com/auth/school/student>

<https://www.topmarks.co.uk/maths-games/7-11-years/place-value>

<https://www.topmarks.co.uk/maths-games/hit-the-button>

×	2	5	3	4	8	6	7	9	11	12
10										
2										
5										
3										
4										
8										
6										
7										
9										
11										

Curiosity Curriculum

Geography

What are natural disasters? Create a newspaper report based on a natural disaster that has happened in the world.

Art/Design and Technology

Draw a detailed picture of the view out of your bedroom window. Would you describe this view as urban or rural?

French

Research and learn how to pronounce the following words in French:
Red, flower, hello, four and mother.

R.E

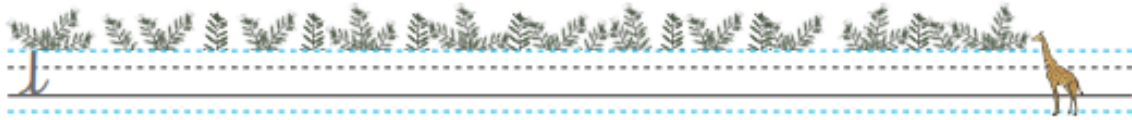
Create a leaflet explaining to others what The Trinity is.



Geoffrey Giraffe's Ascenders

The letter 'l's stick goes up to the top of the trees. So high that only Geoffrey Giraffe can see them!

Write a line of the letter 'l'. Make sure letter 'l's stick goes right up high in the leaves.



Can you think of any other letters that go right up to the top of the trees?

Write the letter 'l' next to another tall letter (ascender). You do not need to join the two letters. Continue writing the two tall letters to the end of the line.



Joining the Letter 'l'

Continue each line of diagonal joins:



Using a dictionary, how many words can you find beginning with li? Using your neatest, joined handwriting write out 3 of these words.



Joining the Letter 'i'

Continue each line of diagonal joins.
Don't dot the 'i' until you have completed both letters.

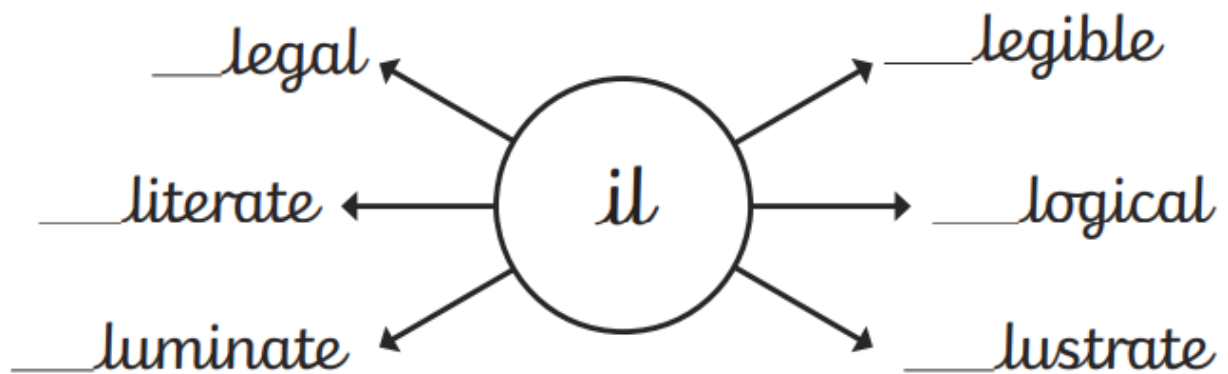
ii

iy

il

it

Add 'il' to the start of these words.
Make sure that you use your diagonal letter joins.



Using a dictionary, how many words can you find beginning with il? Using your neatest, joined handwriting write out 3 of these words.



Joining the Letter 'u'

Continue each line of diagonal joins. Take care to make all of your letters the correct heights and lengths.

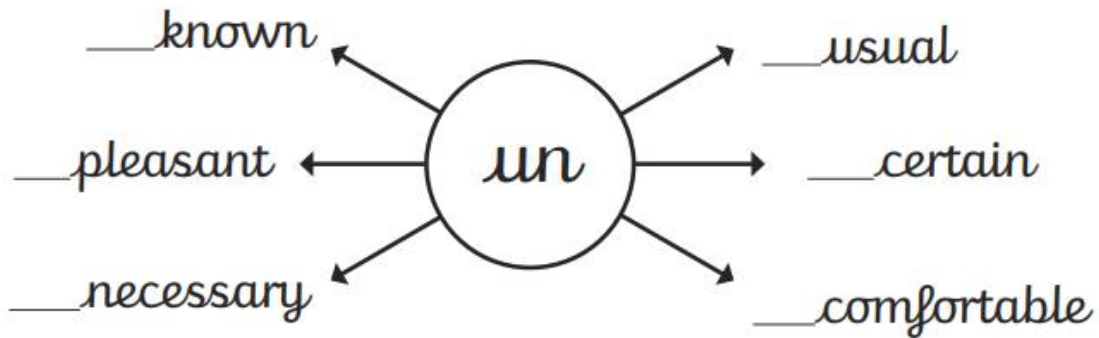
uu

up

uh

ut

Add the prefix 'un' to the start of these words. Make sure that you use your diagonal letter joins.



Add 'ull' or 'unk' to the end of these words. Make sure that you use your diagonal letter joins. What words have you created?

sk _____

chipm _____

ch _____

shr _____

seag _____

Using a dictionary, how many words can you find beginning with un? Using your neatest, joined handwriting write out 3 of these words