

Limes Home Learning Autumn 2 2020

Spelling:

Learn to read and write five words from your year group's common exception word list every day. Here are some ways you may choose to learn them:

Rainbow Words

First, write your spelling words in pencil. Trace over the words 5 times using a different coloured crayon each time.



Pyramid Writing

Pyramid write your spelling words. Try to write them neatly!


Example: s
so
som
some



Silly Sentences

Write silly sentences with a spelling word in each sentence. Underline your spelling words.

Example:
My cat wears a yellow hat when she goes dancing.



Foam Letters

Write your spelling words in cream or foam.



Once you have learnt how to spell them, write some sentences using these words and bring it into school when you are able to come back.

Phonics and Spelling

This term, we will be learning and revising alternative sounds for set 2 and set 3 phonics.

Please complete one of the phonics sheets attached and write some sentences using words containing these sounds.

Alternative sounds ey (donkey), oe (toe), ph (photo), wh (whisk), ue (blue)

Reading:

Please continue to read your reading book that you have been given from school. If you finish this, please use the resources on Oxford Owl reading to supplement your reading materials. <https://www.oxfordowl.co.uk/>

Handwriting:

This term, we are learning about the one-armed robot letters. Complete one of the handwriting worksheets. Don't forget to warm your hands up first using Dough Disco! <https://www.youtube.com/watch?v=3K-CQrji0uY>

Maths:

Complete the CanDo Maths activity for your year group. Have a go at a few questions a day.

P.E

Complete a Joe Wick's workout or some Go Noodle workouts. Don't forget that there are Go Noodle meditations that you can complete too!

Geography:

This term, we will be learning about water. Make a poster to show how many different ways water can be used.

Science:

This term, we will be learning about living things and their habitats. Investigate what animals are living in your garden now. How is this different to the animals that you saw in the summer? Some animals are starting to hibernate. Can you design and build a home for a hedgehog?

Design and Technology:

This term, we will be designing and sewing finger puppets. Using spare material, can you have a go at using a running stitch to create your own finger puppet?

Computing:

For Computing, we will be learning about internet safety and sending emails. Watch the following cartoon where Lee and Kim explain how to stay safe online <https://www.youtube.com/watch?v=-nMUbHuffO8>
Have a go at sending me an email.

Year 1 and 2 Common Exception Words

Year 1

the they one
a be once
do he ask
to me friend
today she school
of we put
said no push
says go pull
are so full
were by house
was my our
is here
his there
has where
I love
you come
your some

Year 2

door gold plant clothes
floor hold path busy
poor told bath people
because every hour water
find great move again
kind break prove half
mind steak improve money
behind pretty sure Mr
child beautiful sugar Mrs
children after eye parents
wild fast could Christmas
climb last should everybody
most past would even
only father who
both class whole
old grass any
cold pass many



'ey' Spelling Activity

1. Trace over 'ey'.

ey ey ey ey ey
ey ey ey ey ey

2. Just add 'ey'.

k__	mon__
turk__	hon__
monk__	donk__
vall__	troll__

3. Write the correct 'ey' words under the pictures.





'oe' Spelling Activity

1. Trace over 'oe'.

oe oe oe oe oe
oe oe oe oe oe

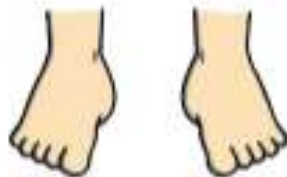
2. Just add 'oe'.

t__s
w__
her__s
tomat__s

g__s
f__
domin__s
potat__s

3. Write the correct 'oe' words under the pictures.





'ph' Spelling Activity

1. Trace over 'ph'.

ph ph ph ph ph
ph ph ph ph ph

2. Just add 'ph'.

__one	tro__y
__onics	al__abet
s__ere	gra__
ele__ant	dol__in

3. Write the correct 'ph' words under the pictures.



A B C



'wh' Spelling Activity

1. Trace over 'wh'.

wh wh wh wh wh
wh wh wh wh wh

2. Just add 'wh'.

__ite

__y

__en

__ile

__isk


__eel

__ip

__iskers

3. Write the correct 'wh' words under the pictures.





'ue' Spelling Activity

1. Trace over 'ue'.

ue ue ue ue ue
ue ue ue ue ue

2. Just add 'ue'.

gl__

bl__

tiss__

tr__

f__l

cl__s

arg__

stat__

3. Write the correct 'ue' words under the pictures.










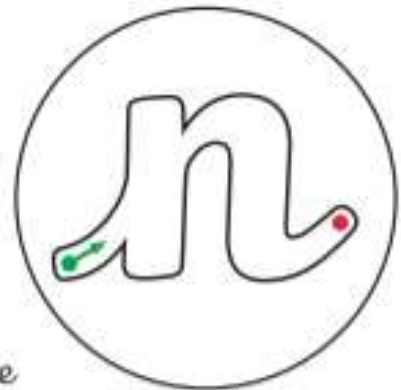






The Letter 'n'

Whoosh in and then down.
Up, over the hump and
flick off the ground.



Find the letter **n** in the words below and draw a circle around them. Using your finger, draw the letter **n** in the air.

 jungle	 pain	 honey	 hen
 net	 nail	 nest	 knee

Now carefully write out six lines of the letter 'n'.

Tracing practice lines for the cursive letter 'n'. The first two lines show the letter 'n' repeated many times in a row. The next two lines show the letter 'n' repeated many times in a row. The final two lines show the letter 'n' written once on each line.



Joining the Letter 'n'

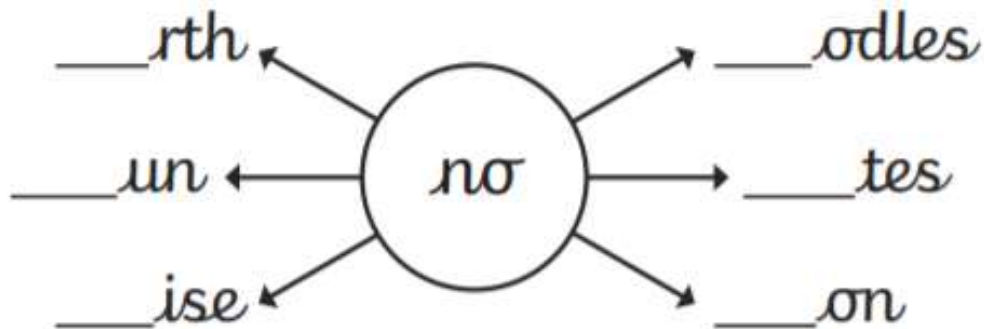
Continue each line using diagonal joins to these anticlockwise letters.

no

na

nd

Add the letters 'no' to the start of these words.
Make sure that you use your diagonal letter joins.



Add 'na' or 'nd' to these words. Make sure that you use your diagonal letter joins. What words have you created?

___me

sa___y

u___er

gra___

fi___l

s___il







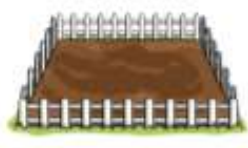



The Letter 'm'

Whoosh in and then down.
 Up, over and back to the ground.
 Up, over and down again.
 Add a flick to finish your **m**!



Find the letter **m** in the words below and draw a circle around them. Using your finger, draw the letter **m** in the air.

 lemon	 swim	 lamp	 pumpkin
 monkey	 map	 mud	 moat

Now carefully write out six lines of the letter 'm'.

Tracing practice for the cursive letter 'm' on ruled lines. The first two lines show the letter 'm' repeated with stroke order arrows. The next two lines show the letter 'm' repeated in a grey, semi-transparent font. The final two lines show the letter 'm' repeated in a solid grey font.



Joining the Letter 'm'

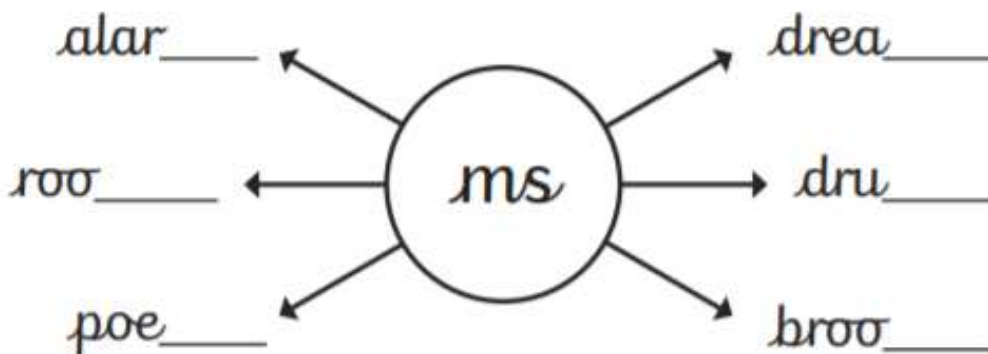
Continue each line using diagonal joins to these anticlockwise letters.

m

ma

ms

Add 'ms' to the end of these plural words.
Make sure that you use your diagonal letter joins.



Add 'm' or 'ma' to these words. Make sure that you use your diagonal letter joins. What words have you created?

rch

ney

gic

ving

rket

del



The Letter 'h'

Whoosh in and up tall and then down. Halfway up, bend over and flick off the ground.



Find the letter **h** in the words below and draw a circle around them. Using your finger, draw the letter **h** in the air.

 hat	 hippo	 chick	 path
 shout	 hive	 dishes	 hand

Now carefully write out six lines of the letter 'h'.

Tracing practice for the cursive letter 'h' on six lines. The first two lines show the letter 'h' written in a light blue color, and the last four lines show the letter 'h' written in a light grey color.



Joining the Letter 'h'

Continue each line using diagonal joins to these anticlockwise letters.

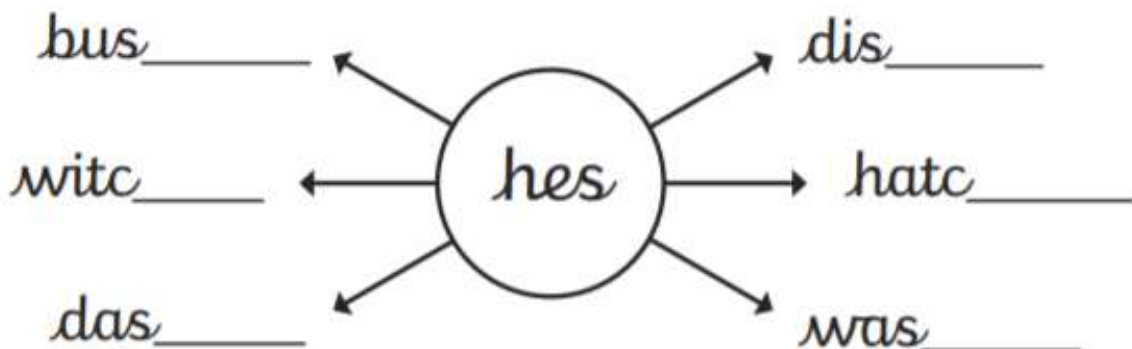
hc

ha

ho

hs

Add 'hes' to the end of these words.
What words have you made?



Add 'ho' or 'ha' to these words. Make sure that you use your diagonal letter joins. What words have you created?

____ppy

____tel

____mmer

____le

____ve

____pe



The Letter 'k'

Whoosh up tall and back down,
go halfway up and around.

Go down and out with a flick,
your **k** is ready to kick!



Find the letter **k** in the words below and draw a circle around them. Using your finger, draw the letter **k** in the air.



kit



king



kennel



kettle



book



sack



bake



cookie

Now carefully write out six lines of the letter 'k'.



k

k



Joining the Letter 'k'

Continue each line using diagonal joins to these anticlockwise letters.

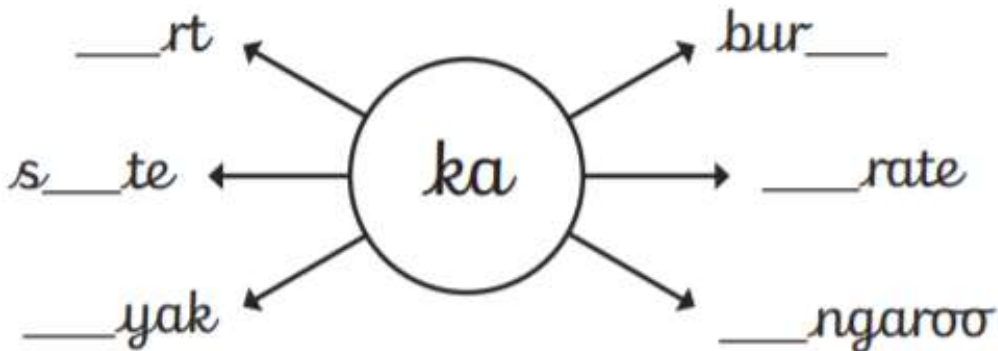
ka

ko

kd

kg

Add the letter pattern 'ka' into these words.
Make sure you join carefully to the anticlockwise letter.



Add 'ki' or 'ku' to these words. Make sure that you use your diagonal letter joins. What words have you created?

__te

s__es

s__ll

s__nk

__ss

__cked