



Alders (Year 5 and 6) Home Learning Term 6 2022

Mrs Allen, Mrs James, and Mrs Pearson

This is 2 days work if you need it due to Covid self- isolating.

Reading:

It is important to read every day where possible. If you are currently reading a book and you have access to it at home, then please continue to read your chosen book. If you need to access more reading books, then you can use the link <https://www.oxfordowl.co.uk/> and use your log in details to access an e-book that interests you. There is a selection of fiction and non-fiction books in your age category. You may choose to read the book or listen to it using the audio option. Your class username and password can be found below.

Username: *alders6*

Password: *Alders6*

Please continue to record any reading that you do in your usual reading record.

If you find that you are at home longer, then you could write/ type a book review about one of your chosen books and send it to us or share it with the class when you are back in school.

Writing:

Complete an 'exciting write' description using the following space pobble picture as a stimulus.

Aim to write 2 quality paragraphs. Use your senses to really capture the reader's imagination and interest as well as a variety of sentence starts, sentence structures and conjunctions. We will look forward to reading it!



Spelling:

Practise *reading* the following common exception words from the Year 3 and 4 list as well as the Year 5 and 6 list.

Pick 10 words that you need to revise/ consolidate spelling from the Year 3 and 4 list. Use a dictionary (either one you have at home or an online version) and write the definitions of the words that you have chosen. Try to write some interesting sentences with your chosen words in them. You can either send your sentences to us or show us when you are back in school.

If you are confident with the Year 3 and 4 list, then make your way through the Year 5 and 6 list practising spelling 10 words at a time. Like above, find the definitions of the words and try putting them into interesting sentences to share.

Year 3 and 4 Common Exception Words

Aa	breath	continue	exercise	guard	Kk	naughty	position	recent	Tt
accident	build	Dd	experience	guide	Knowledge	notice	possess	regular	therefore
accidentally	busy	decide	extreme	Hh	Ll	Oo	possession	reign	though
actual	business	describe	Ff	heard	learn	occasion	possible	remember	thought
actually	Cc	different	famous	heart	length	occasionally	potatoes	Ss	through
address	calendar	difficult	favourite	height	library	often	pressure	sentence	Vv
although	caught	disappear	February	history	Mm	opposite	probably	separate	various
answer	centre	Ee	forward	Ii	material	ordinary	promise	special	Ww
appear	century	early	forwards	imagine	medicine	Pp	purpose	straight	weight
arrive	certain	earth	fruit	increase	mention	particular	Qq	strange	woman
Bb	circle	eight	Gg	important	minute	peculiar	quarter	strength	women
believe	complete	eighth	grammar	interest	Nn	perhaps	question	suppose	
bicycle	consider	enough	group	island	natural	popular	Rr	surprise	


Years 5 and 6

Common Exception Words

Aa accommodate accompany according achieve aggressive amateur ancient apparent appreciate attached available average awkward Bb bargain bruise	Cc category cemetery committee communicate community competition conscience conscious controversy convenience correspond criticise curiosity Dd definite desperate determined develop dictionary disastrous	Ee embarrass environment equipment equipped especially exaggerate excellent existence explanation Ff familiar foreign forty frequently Gg government guarantee	Hh harass hindrance Ii identity immediate immediately individual interfere interrupt Ll language leisure lightning Mm marvellous mischievous muscle	Nn necessary neighbour nuisance Oo occupy occur opportunity Pp parliament persuade physical prejudice privilege profession programme pronunciation Qq queue	Rr recognise recommend relevant restaurant rhyme rhythm Ss sacrifice secretary shoulder signature sincere sincerely soldier stomach sufficient suggest symbol system	Tt temperature thorough twelfth Vv variety vegetable vehicle Yy yacht
--	---	--	--	---	---	---

visit [twinkl.com](https://www.twinkl.com)

Handwriting:



During Term 5, you will be revising how to form 'The Zigzag Monster Letters' (with a focus on the letters v, w, x and z) using continuous cursive handwriting.

Have a go at completing some handwriting sheets either by printing them off or completing the task on lined paper.

** See handwriting resources at the bottom of the grid.*

Y5 Maths: Practise your arithmetic skills using the long multiplication method for multiplying of a 3- digit and 4- digit number by a 2- digit number. There are 24 calculations to complete below. You can do more if you wish.

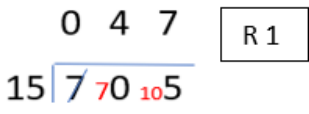
<p>Example:</p> $23 \times 21 = 483$ <pre style="font-family: monospace; margin: 0;"> 23 x 21 --- 23 + 460 --- 483 </pre>	<ol style="list-style-type: none"> 1. $34 \times 18 =$ 2. $92 \times 13 =$ 3. $11 \times 67 =$ 4. $45 \times 23 =$ 5. $56 \times 23 =$ 6. $78 \times 21 =$ 7. $63 \times 38 =$ 8. $67 \times 39 =$ 	<ol style="list-style-type: none"> 9. $643 \times 12 =$ 10. $634 \times 24 =$ 11. $534 \times 24 =$ 12. $603 \times 68 =$ 13. $456 \times 45 =$ 14. $452 \times 34 =$ 15. $453 \times 95 =$ 16. $921 \times 77 =$ 	<ol style="list-style-type: none"> 17. $4674 \times 92 =$ 18. $5632 \times 86 =$ 19. $6459 \times 37 =$ 20. $6742 \times 39 =$ 21. $6734 \times 56 =$ 22. $6845 \times 89 =$ 23. $6673 \times 87 =$ 24. $4423 \times 68 =$
---	--	---	--

Practise your times table fluency and speed by logging onto your 'Times Table Rockstar's' account.

If you would like to try some maths challenges, then have a go at the following BBC Bitesize Challenges using the link: <https://www.bbc.co.uk/bitesize/articles/ztcsm39>

Y6 Maths:

Practise your arithmetic skills using the long division method for dividing of a 4-digit number by a 2-digit number. There are 16 calculations to complete below. You can do more if you wish.

Example	(Express remainder as a fraction)	(Express remainder as a decimal rounded to 2 dp's)
$706 \div 15 = 47 \frac{1}{15}$ 	<ol style="list-style-type: none">1. $836 \div 16 =$2. $889 \div 16 =$3. $763 \div 36 =$4. $698 \div 36 =$5. $335 \div 26 =$6. $498 \div 26 =$7. $772 \div 18 =$8. $892 \div 18 =$	<ol style="list-style-type: none">9. $797 \div 16 =$10. $828 \div 16 =$11. $775 \div 36 =$12. $633 \div 36 =$13. $372 \div 26 =$14. $486 \div 26 =$15. $771 \div 18 =$16. $843 \div 18 =$

Practise your times table fluency and speed by logging onto your 'Times Table Rockstar's' account.

If you would like to try some maths challenges, then have a go at the following BBC Bitesize Challenges using the link: <https://www.bbc.co.uk/bitesize/articles/ztcsm39>

Science:

In Science, we will be learning about Darwin's evolution theory. What can you find out about this? Create a fact page of information.

R.E:

One of our school values is 'Hope'. Can you write a prayer that explores this theme? You could link it to something that has inspired you to have hope, or something else of your choice.


Geography:

In Geography, we are learning about where water comes from.

Research this using the internet and books. Can you draw and label a diagram/ picture of the water cycle?

Art:

In Art, we are studying the artist Georgia O'Keeffe and looking at her drawings and paintings. Have a look at the painting below: Rust Red Hills. Can you create your own Georgia O'Keeffe nature inspired picture using any medium that you have available at home?



*Handwriting Resources

Please find the handwriting resources below:

KS2 Continuous Cursive: The Letter 'v' Activity Pack



Joining the Letter 'v'

Continue each line using horizontal joins from the top of the letter 'v'. Take extra care when joining to an anticlockwise letter, and the tricky horizontal join to the letter 'e'.

vv

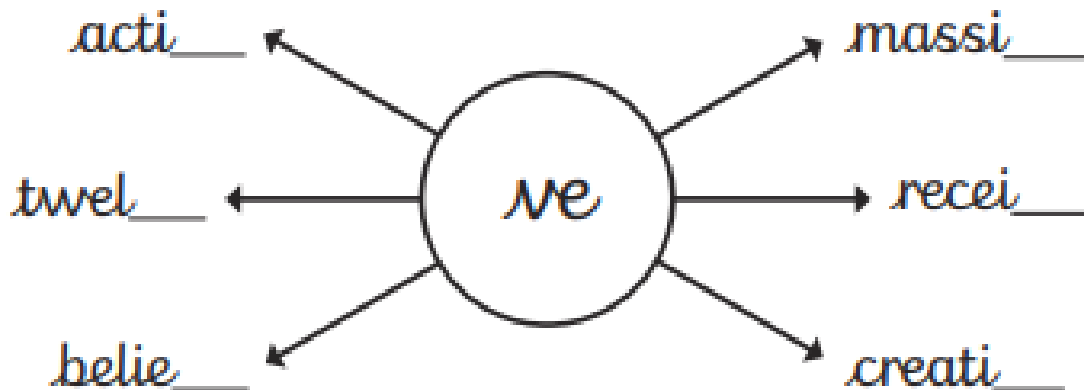
vi

vo

vi

ve

Add the letter pattern 've' to the end of these words.



Add 'va' or 'vo' to these words. Make sure that you use your horizontal letter joins. What words have you created?

in__de

ner__us

lar__

pri__te

fla__ur

a__id



Joining the Letter 'z'

Continue each line using diagonal joins from the bottom of the letter 'z'. Take extra care when joining to an anticlockwise letter.

zzz

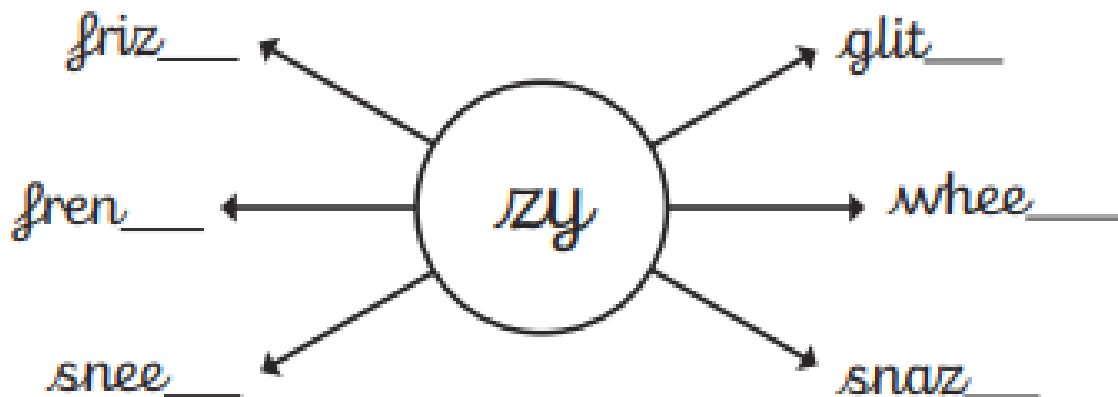
zy

ze

zo

zo

Add the letter pattern 'zy' to the end of these words.



Add 'za' or 'ze' to these words. Make sure that you use your diagonal letter joins. What words have you created?

fro_n

ha_rd

sei_

bla_r

wi_rd

stan_



Joining the Letter 'w'

Continue each line using diagonal joins from the bottom of the letter 'w'. Take extra care when joining to an anticlockwise letter.

ww

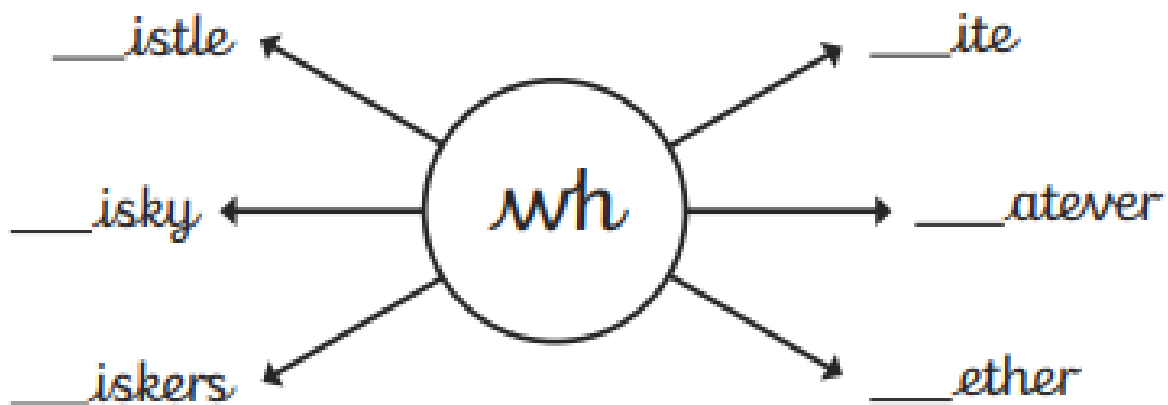
wh

wt

wa

we

Add the letter pattern 'wh' to the beginning of these words.



Add 'wa' or 'we' to these words. Make sure that you use your horizontal letter joins. What words have you created?

soft___re

t___lve

motor___y

awk___rd

je___llery

ans___r



Joining the Letter 'x'

The letter 'x' joins onto other letters using a diagonal join from the bottom of the letter. Once you have written to the end of the letter pattern or word, you need to go back and add the second diagonal line to your 'x'. Practise it here:

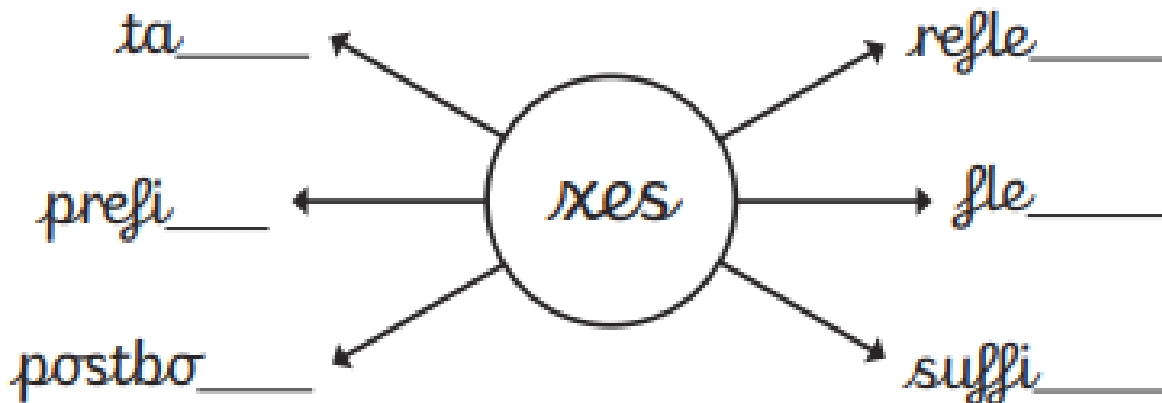
xe

xi

xt

xes

Add the 'xes' letter pattern to the end of these plural words...



Add the 'xi' or 'xt' pattern to these words. What words have you created?

conte _____

an _____ous

mi _____ure

e _____end

ma _____mum

to _____c

